



## - 연구성과 관리 개선 서비스 -

# 본인의 모든 논문(YUHSpace)을 ORCID로 자동 연계하는 방법

2단계 : ORCID 계정 생성 또는 확인



연세대학교 의학도서관  
YONSEI UNIVERSITY MEDICAL LIBRARY


# 연구성과 관리 개선 서비스

2단계. ORCID 생성 또는 확인

## 2-1. ORCID 페이지에 연구논문 자동 관리를 위한 첫단계: ORCID 사이트(<https://orcid.org>) 접속

1) ORCID 계정이 있는 경우

2) ORCID 계정이 기억나지 않는 경우



**로그인 창(SIGN IN)에서 로그인 하여 확인**

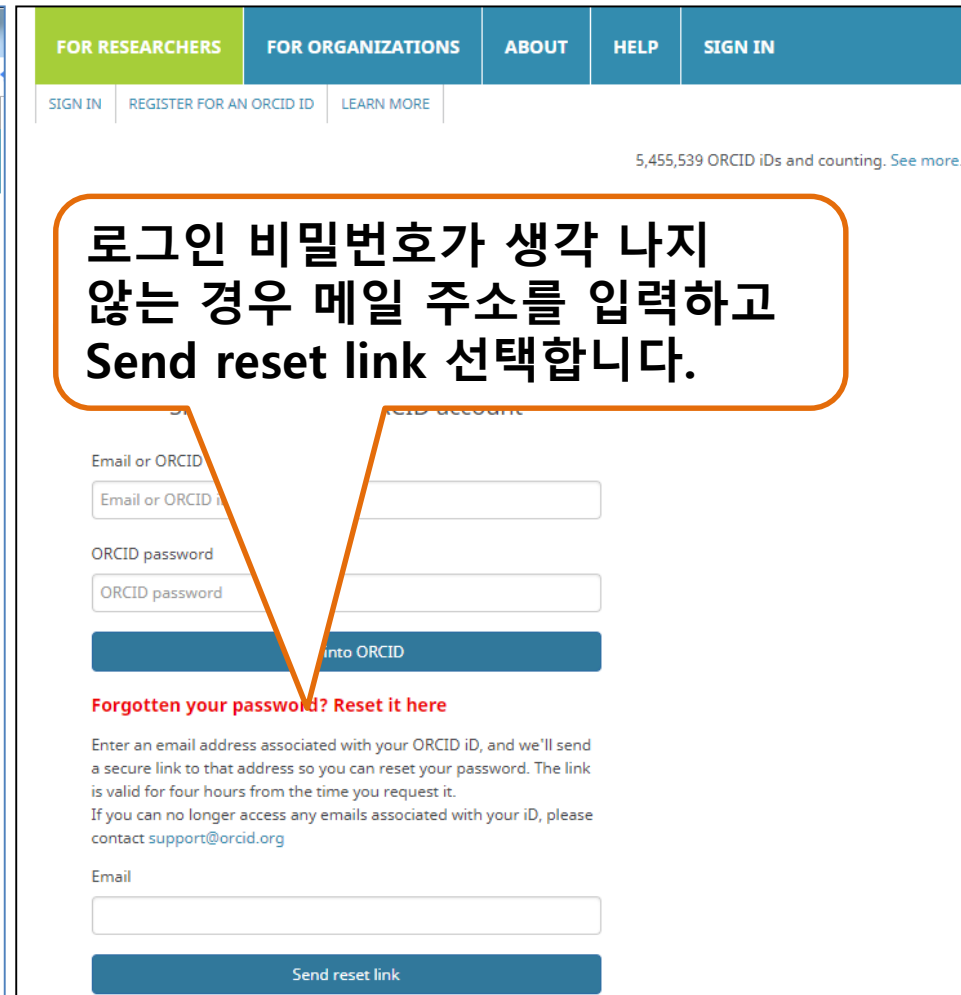
ORCID provides a persistent digital identifier that distinguishes you from every other researcher and, through integration in key research workflows such as manuscript and grant submission, supports automated linkages between you and your professional activities ensuring that your work is recognized. [Find out more](#)

- 1 REGISTER** Get your unique ORCID identifier [Register now!](#)  
Registration takes 30 seconds.
- 2 ADD YOUR INFO** Enhance your ORCID record with your professional information and link to your other identifiers (such as Scopus or ResearcherID or LinkedIn).
- 3 USE YOUR ORCID ID** Include your ORCID identifier on your Webpage, when you submit publications, apply for grants, and in any research workflow to ensure you get credit for your work.

**MEMBERS MAKE ORCID POSSIBLE!**

ORCID is a non-profit organization supported by a global community of organizational members, including research organizations, publishers, funders, professional associations, and other stakeholders in the research ecosystem.

Curious about who our members are? [See our complete list of member organizations](#)



**로그인 비밀번호가 생각 나지 않는 경우 메일 주소를 입력하고 Send reset link 선택합니다.**

FOR RESEARCHERS FOR ORGANIZATIONS ABOUT HELP SIGN IN

SIGN IN REGISTER FOR AN ORCID ID LEARN MORE

5,455,539 ORCID iDs and counting. [See more...](#)

Email or ORCID iD

ORCID password

[Sign in](#) into ORCID

**Forgotten your password? [Reset it here](#)**

Enter an email address associated with your ORCID iD, and we'll send a secure link to that address so you can reset your password. The link is valid for four hours from the time you request it.  
If you can no longer access any emails associated with your iD, please contact [support@orcid.org](mailto:support@orcid.org)

Email

[Send reset link](#)

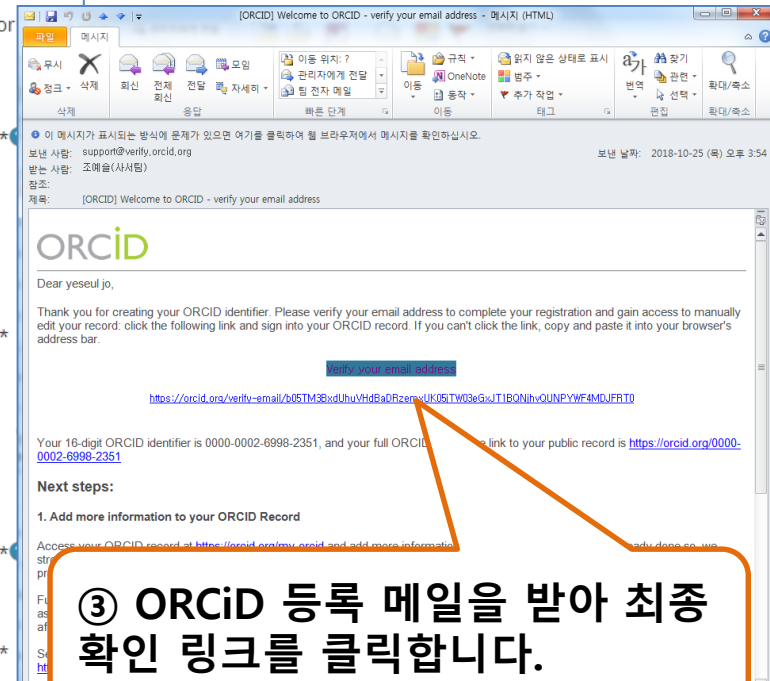
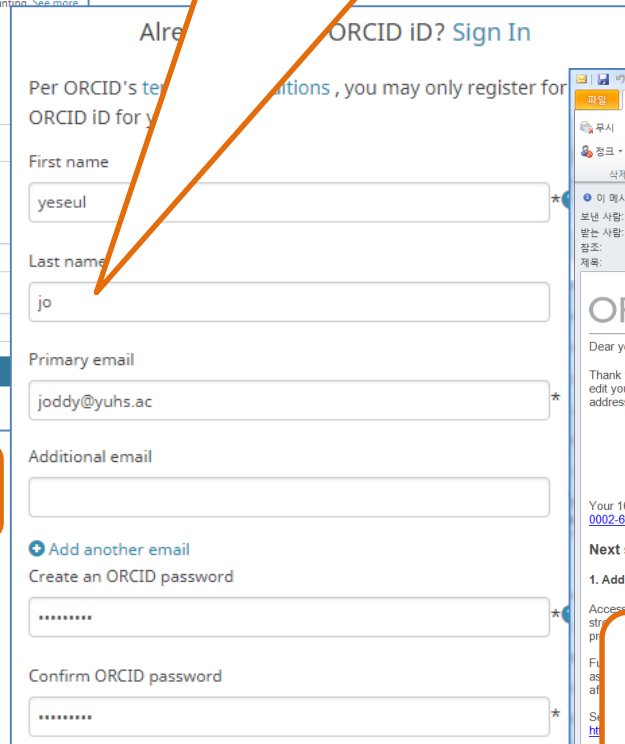
## 2-2. ORCiD ID 신규발급

### 3) Orcid id 신규 발급 받아야 하는 경우

② ORCiD 계정 등록에 필요한  
개인정보를 입력 후 Register를  
클릭합니다.

① 새 계정 만들기 진행

③ ORCiD 등록 메일을 받아 최종  
확인 링크를 클릭합니다.



## 2-3. 로그인 후 ORCID 계정 확인

The screenshot shows the ORCID iD profile page for a user named 'yeseul jo'. The page layout includes a top navigation bar with 'FOR RESEARCHERS', 'FOR ORGANIZATIONS', 'ABOUT', 'HELP', and 'SIGN OUT'. Below this is a secondary navigation bar with 'MY ORCID RECORD', 'INBOX', 'ACCOUNT SETTINGS', 'DEVELOPER TOOLS', and 'LEARN MORE'. The main content area features a yellow banner with a 'Thank you for verification' message. A callout box with the text '본인의 ORCID' (My ORCID) points to the 'ORCID ID' field, which contains the URL 'https://orcid.org/0000-0002-6998-2351'. The profile also displays various sections such as 'Biography', 'Employment (0)', 'Education and qualifications (0)', 'Invited positions and distinctions (0)', 'Membership and service (0)', 'Funding (0)', and 'Works (0 of 0)', each with a '+ Add' button and a 'Sort' button.



연세대학교 의학도서관  
YONSEI UNIVERSITY MEDICAL LIBRARY

# 감사합니다.

문의 : 원내: 82915 /nwkim@yuhs.ac